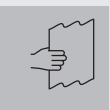


Hand Operated Curtain Track Systems

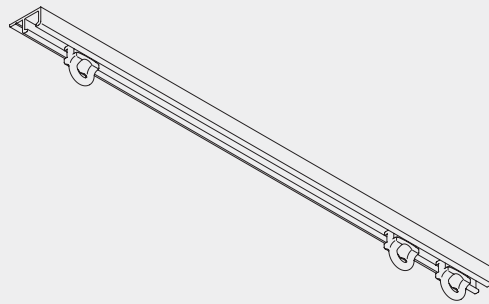


 **SilentGliss**[®]



Hand Operated Curtain Track System

Silent Gliss® 1025



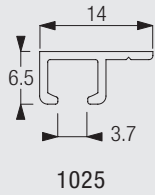
Product Information

- Discreet ceiling fix track ideal for mounting preferably to wood.
- Widely used for aircraft, trucks, boats, caravans.
- For light curtains and nets.
- Pre-drilled every 300mm.
- Standard colours: silver, white, bronze and gold.
- Standard profile lengths: 5m silver only, 6m all colours.
- Can be bent.



1025

Profile, Bending and Specification Information



We recommend the standard radius for optimal operation, but the minimum possible radius is 60mm.

Specification Guide - download from Silent Gliss Extranet

Silent Gliss 1025 curtain track, hand-drawn, anodised aluminium, complete with gliders 3533 at 16/m. nd 2 stops 3016 per length, top fixed to timber (by others) at 300mm. centres with special screw 6835.Lm.

Fitting Information

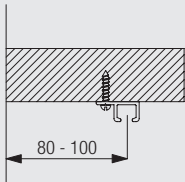
Fixing points



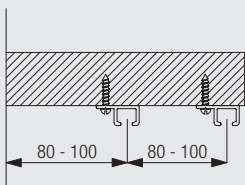
The fixing distances are meant as a guide only: they may vary in practice depending on the surface and curtain weight.

Fitting Options

Ceiling fix to timber with single profile



Ceiling fix to timber with two or multiple profiles



The final distances may be outside of the recommendations above depending on curtain heading, make-up and any obstructions. Batten thickness depends on length of screw.

Standard Accessories

1025 Profile



3016 Endstop



3534 Glider 3533 in strip form



6835A Special roundhead screw 12mm No. 4

Optional Accessories

3017	Endstop		3032	Spring stop	
3070	Twist eye endstop		3071	Screw twist endstop	
3511	Glider		3532	Glider	
3533	Glider		3548	Retrofit glider	
3570	Rotating glider		3580	Side mounted glider/hook	
4092	Plastic draw rod (4092S Aluminium)		6835B	Special roundhead screw 24mm No.4	
6835C	Pozidrive screw 12mm No.4				

Useful Information and Sewing Accessories

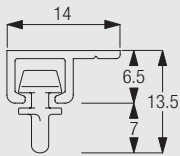






Diagram uses standard 3533/3534 glider and is measured to the inside of the glider eye. For optional gliders substitute dimensions below:

3570 = 6.0mm

3548 = 7.5mm



1025

3068	Loop tape		3571	Hook	
3582	Hook		3599	Hook	



1025



1025

www.silentgliss.co.uk

Silent Gliss Ltd
Pyramid Business Park
Poorhole Lane
Broadstairs
Kent
CT10 2PT
Great Britain

Tel: 0044 (0) 1843 863571
Fax: 0044 (0) 1843 864503
sales@silentgliss.co.uk