

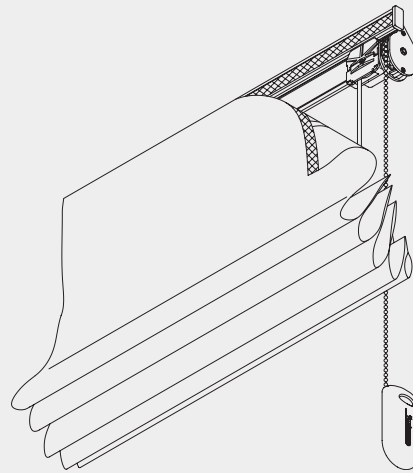
Roman Blind Systems





Chain Operated Roman Blind System

Silent Gliss® 2020



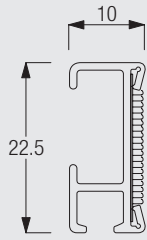
Product Information

- Simple-to-operate and robust bead chain operation.
- Blind stops at any required height without slippage or the need to lock-off.
- Smooth finger-touch operation.
- Made-to-measure or can be bought in modest bulk quantities.
- Tape spool cassette pre-loaded with drawing tape for up to 3m drop.
- Easy wall or ceiling-fix and removal.
- Easy removal of blind for washing.
- Excellent cost/performance ratio.



2020

Profile, Bending and Specification Information



2116



Cannot be bent

Specification Guide - download from Silent Gliss Extranet

Silent Gliss 2020 chain operated headrail system for Austrian/Roman blinds. Ready assembled with Silent Glissfabric colour/for customer to attach own fabric. Headrail 2116 with bonded Velcro wall-fixed with brackets 3630/top-fixed with brackets 3603. Tape spool cassettes 2032 pre-loaded with lift tape to max. 3m drop. System supplied fitted with rail endcovers 2131, gear drive 2049, 2059 safety clip x 2, chain connector 2865, hexagonal bar 2111, bead chain 4845 to required drop and tape spool cassettes 2032 and bottom tape rings as standard. Chain operation left hand/right hand. Qty tape spool cassettes at cm centres.

System Dimensions



2.5m



3m



7.5



3kg

Max 0.7kg per spool

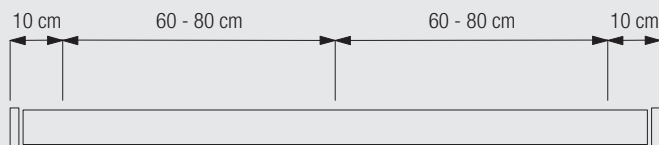
The system dimensions depend on the total fabric weight including the bottom bar, lead weight tapes and cross rods (for hard fold Roman blinds).

Fitting and Sewing Information



2020

Bracket positioning



When fitting, allowances must be made for spool positioning and gear chain.

Bracket fixing

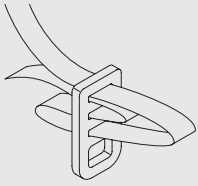


With profile 2116: Applicable with 3603/3630/3655/3660

Installation: roll track onto bracket in direction indicated

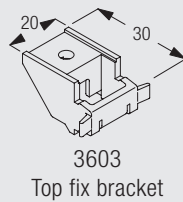
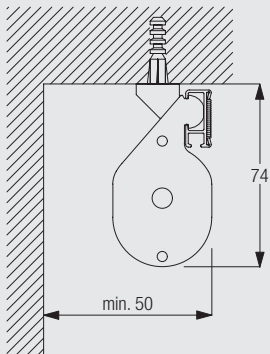
Removal: 1. Press to release 2. Rotate forward for removal

Fixing of tapes

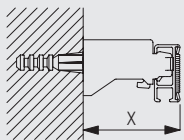


Fitting Options

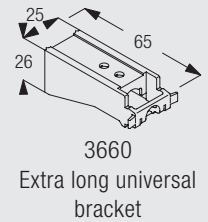
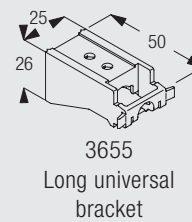
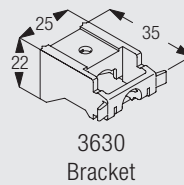
Ceiling fix with bracket 3603



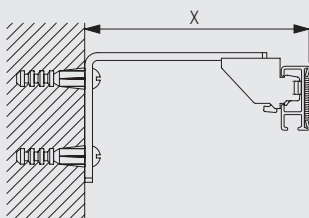
Wall fix with brackets 3630 3655 and 3660



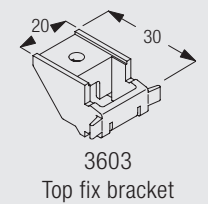
	X (mm)
3630	39
3655	55
3660	69



Wall fix with brackets 3134-39 and bracket 3603

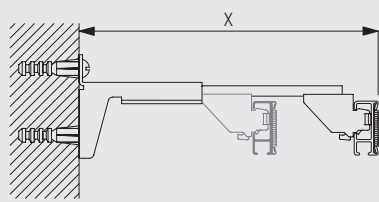


	x (mm)	w (mm)	y (mm)	z (mm)
3134	77	-	50	-
3135	97	-	50	50
3136	117	-	50	50
3137	137	-	80	50
3138	167	60	80	60
3139	217	85	80	85

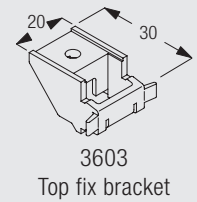
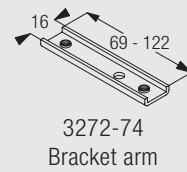
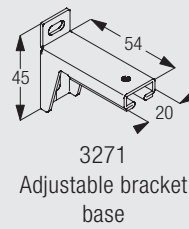


Brackets feature thread for screw 6748 for fixing the bracket 3603

Wall fix with adjustable brackets 3275-77 and bracket 3603




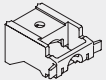


	X (mm)
3275	68-114
3276	85-138
3277	138-168



Brackets feature thread for screw 6748 for fixing the bracket 3603.
Brackets 3275-77 are a combination of 3271 and 3272-74.





Standard Accessories

2032	Tape spool cassette		2049	Gear drive	
2059	Safety clip		2111	Hexagonal bar	
2116	Velcro profile		2131	Short endcover	
2865	Bead chain connector		3056	Tape centralizer	
3073	Bottom tape adjuster		3630	Bracket	
4845	Metal bead chain (ø 4.6mm)				



For make-up components please see the 2100 accessories section

Optional Accessories

2006	Weight bar		2048	Plastic bead chain	
2093	Ring		2579	Auxiliary brake	
2826	Bead chain connector (37mm)		3055	Hook	
3133	Bracket cover (60mm)		3134	Extension bracket (60mm)	
3135	Extension bracket (80mm)		3136	Extension bracket (100mm)	
3137	Extension bracket (120mm)		3138	Extension bracket (150mm)	

3139	Extension bracket (200mm)		3275	Adjustable extension bracket set (69mm)	
3276	Adjustable extension bracket set (92mm)		3277	Adjustable extension bracket set (122mm)	
3340	Cord/Chain weight (not for use with 4845 metal bead chain)		3603	Top fix bracket	
3655	Long universal bracket		3660	Extra long universal bracket	
6748	Cheese head machine screw (M4)	No Drawing needed	3133L	Extended bracket cover for 3138/9	



2020

www.silentgliss.co.uk

Silent Gliss Ltd
Pyramid Business Park
Poorhole Lane
Broadstairs
Kent
CT10 2PT
Great Britain

Tel: 0044 (0) 1843 863571
Fax: 0044 (0) 1843 864503
sales@silentgliss.co.uk